

LV 18-CSS poveznice, liste i tablice

David Rudar i Jan Papić

PRIPREMA

1. Što su poveznice? Što sve može biti poveznica na mrežnoj stranici?

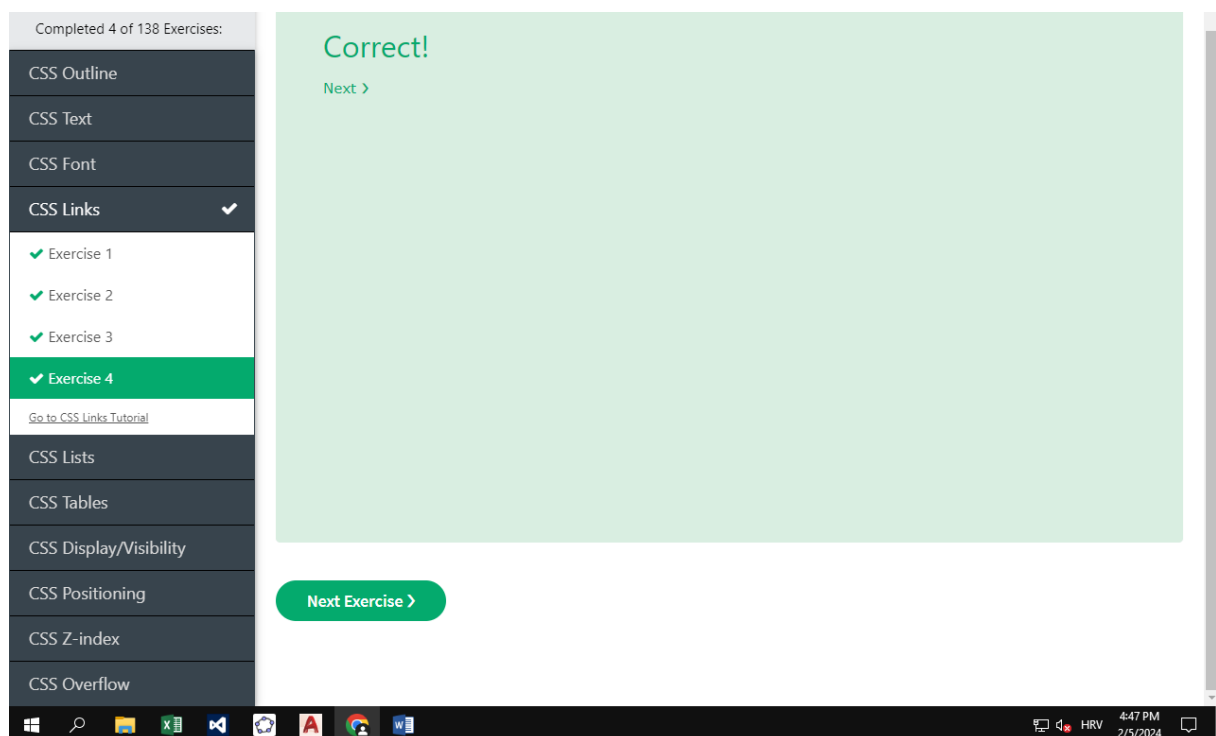
-Poveznica ili link je pojam koji označava vezu između dvije web-stranice, poveznica može biti: slika, link, tekst, gumb...

2. 2. Koje su tri vrste lista definirane HTML-om? Kada se koja od njih koristi?

-HTML-om su definirane uređene, neuređene i opisne liste. Uređene liste se koriste kad želimo nabrojiti nešto što ima neki redoslijed ili redni broj, neuređene kad nabrajamo nešto što nema neki posebni redoslijed (popis za kupnju, sastojke...), a opisne kad želimo opisati sadržaj tablica.ž

VJEŽBA

David:



The screenshot shows a web application interface. On the left, there is a sidebar with a list of exercises. The top of the sidebar says "Completed 4 of 138 Exercises:". The list includes "CSS Outline", "CSS Text", "CSS Font", "CSS Links" (which is checked and highlighted in green), "Exercise 1", "Exercise 2", "Exercise 3", "Exercise 4" (which is also checked and highlighted in green), "Go to CSS Links Tutorial", "CSS Lists", "CSS Tables", "CSS Display/Visibility", "CSS Positioning", "CSS Z-index", and "CSS Overflow". The main content area is a large green rectangle with the text "Correct!" in green, followed by "Next >" in a smaller green font. At the bottom of the main content area, there is a green button with the text "Next Exercise >". The Windows taskbar is visible at the bottom of the screen, showing the time as 4:47 PM on 2/5/2024.

Jan:

The screenshot shows a web browser window with a dark sidebar on the left and a main content area on the right. The sidebar contains a navigation menu with items like 'CSS Outline', 'CSS Text', 'CSS Font', 'CSS Links' (checked), 'Exercise 1-4' (checked), and 'Go to CSS Links Tutorial'. The main content area displays the text 'Remove the default underline style for links, but add a underline when you mouse over a link (hover)'. Below this is a large green box with the text 'Correct!' and 'Next >'. A 'Next Exercise >' button is at the bottom. The Windows taskbar at the bottom shows the time as 4:50 PM on 2/5/2024.

David:

The screenshot shows a web browser window with a dark sidebar on the left and a main content area on the right. The sidebar contains a navigation menu with items like 'CSS Height/Width', 'CSS Box Model', 'CSS Outline', 'CSS Text', 'CSS Font', 'CSS Links' (checked), 'CSS Lists' (checked), 'Exercise 1-4' (checked), and 'Go to CSS Lists Tutorial'. The main content area displays the text 'Set the list style to I, II, III, instead of 1, 2, 3 for ordered lists.'. Below this is a large green box with the text 'Correct!' and 'Next >'. A 'Next Exercise >' button is at the bottom. The Windows taskbar at the bottom shows the time as 4:52 PM on 2/5/2024.

Jan:

The screenshot shows a web application interface. At the top left, there are 'Sign Up' and 'Log in' buttons. Below them, a progress bar indicates 'Completed 8 of 138 Exercises:'. A sidebar menu lists various CSS topics: 'CSS Height/Width', 'CSS Box Model', 'CSS Outline', 'CSS Text', 'CSS Font', 'CSS Links', 'CSS Lists', 'CSS Tables', 'CSS Display/Visibility', and 'CSS Positioning'. Under 'CSS Lists', 'Exercise 4' is highlighted in green, with a checkmark and a 'Next >' link. The main content area is titled 'Exercise:' and contains the instruction: 'Set the list style to I, II, III, instead of 1, 2, 3 for ordered lists.' Below the instruction is a large green box with the text 'Correct!' and 'Next >'. At the bottom of the green box is a 'Next Exercise >' button. The Windows taskbar at the bottom shows the time as 4:55 PM on 2/5/2024.

David:

The screenshot shows a web application interface. At the top left, there are 'Sign Up' and 'Log in' buttons. Below them, a progress bar indicates 'Completed 14 of 138 Exercises:'. A sidebar menu lists various CSS topics: 'CSS Lists', 'CSS Tables', 'CSS Display/Visibility', 'CSS Positioning', 'CSS Z-index', 'CSS Overflow', 'CSS Align', and 'CSS Combinators'. Under 'CSS Tables', 'Exercise 6' is highlighted in green, with a checkmark and a 'Next >' link. The main content area is titled 'Exercise:' and contains the instruction: 'Set the background color of <th> elements to "lightblue".' Below the instruction is a large green box with the text 'Correct!' and 'Next >'. At the bottom of the green box is a 'Next Exercise >' button. The Windows taskbar at the bottom shows the time as 4:57 PM on 2/5/2024.

Jan:

Sign Up Log in

Completed 14 of 138 Exercises:

- CSS Lists ✓
- CSS Tables ✓
- Exercise 1 ✓
- Exercise 2 ✓
- Exercise 3 ✓
- Exercise 4 ✓
- Exercise 5 ✓
- Exercise 6 ✓**

[Go to CSS Tables Tutorial](#)

- CSS Display/Visibility
- CSS Positioning
- CSS Z-index
- CSS Overflow
- CSS Align
- CSS Combinators

EXERCISE.

Set the background color of <th> elements to "lightblue".

Correct!

Next >

Windows taskbar: 4:59 PM 2/5/2024




ZAVRŠNI ZADATAK:

Browser address bar: C:/Users/ucenik/Desktop/nemoj%20dacvide/zad.html

Browser tabs: Gmail, YouTube, Karte, Website Developme..., Preglednik PDF dat..., Slikovni rezultat za r..., Klasična GeoGebra, skola-za-zivot

Browser bookmarks: All Bookmarks

Usporedba Tehničkih Proizvoda

Proizvod	Karakteristike	Slika	Poveznica
BMW m5 f90	4.4 liter twin-turbocharged V8 that makes 600 hp on the nose and 553 lb-ft of torque		Poveznica Proizvoda 1
BMW m5 f10	4.4 liter V8, 575 hp and 500 lb-ft of torque		Poveznica Proizvoda 1
BMW m5 e60	powered by the BMW S85 V10 engine, which produces 373 kW (500 hp) at 7,750 rpm, 520 N-m (384 lb-ft) at 6,100 rpm and has a redline of 8,250 rpm.		Poveznica Proizvoda 1

Kod:

```
<!DOCTYPE html>
<html lang="en">
<head>
  <meta charset="UTF-8">
  <meta name="viewport" content="width=device-width, initial-scale=1.0">
  <link rel="stylesheet" href="style.css">
  <title>Usporedba Tehničkih Proizvoda</title>
  <style>
    body {
      font-family: Arial, sans-serif;
      margin: 20px;
    }
    h1 {
      text-align: center;
    }
    table {
      width: 100%;
      border-collapse: collapse;
      margin-top: 20px;
    }
    th, td {
      border: 1px solid #ddd;
      padding: 8px;
      text-align: left;
    }
    th {
      background-color: #f2f2f2;
    }
  </style>
</head>
<body>
  <h1>Usporedba Tehničkih Proizvoda</h1>
  <table border="1">
    <thead>
      <tr>
        <th>Naziv</th>
        <th>Opis</th>
      </tr>
    </thead>
    <tbody>
      <tr>
        <td>Proizvod A</td>
        <td>Opis proizvoda A</td>
      </tr>
      <tr>
        <td>Proizvod B</td>
        <td>Opis proizvoda B</td>
      </tr>
    </tbody>
  </table>
</body>
</html>
```

```

img {
  max-width: 100px;
  height: auto;
}
</style>
</head>
<body>
  <h1>Usporedba Tehničkih Proizvoda</h1>
  <table>
    <tr>
      <th>Proizvod</th>
      <th>Karakteristike</th>
      <th>Slika</th>
      <th>Poveznica</th>
    </tr>
    <!-- Dodajte redove tablice za svaki proizvod -->
    <tr>
      <td>BMW m5 f90</td>
      <td>4.4 liter twin-turbocharged V8 that makes 600 hp on the nose and 553 lb-ft of torque</td>
      <td></td>
      <td><a href="https://www.autoscout24.hr/ponude/bmw-m5-competition-navi-hud-rfk-leder-e-sitze-led-benzin-siva-a3e5ba0a-00bd-479d-94a2-5969f97ce2f6?sort=standard&desc=0&lastSeenGuidPresent=false&cldtidx=1&position=1&search_id=hqaxzwfio&source_otp=t10&source=listpage_search-results&order_bucket=2">Poveznica Proizvoda 1</a></td>
    </tr>
    <tr>
      <td>BMW m5 f10</td>
      <td>4.4 liter V8, 575 hp and 500 lb-ft of torque</td>
      <td></td>

```

<td>Poveznica Proizvoda 1</td>

</tr>

<tr>

<td>BMW m5 e60</td>

<td>powered by the BMW S85 V10 engine, which produces 373 kW (500 hp) at 7,750 rpm, 520 N·m (384 lb·ft) at 6,100 rpm and has a redline of 8,250 rpm.</td>

<td></td>

<td>Poveznica Proizvoda 1</td>

</tr>

</table>

</body>

</html>